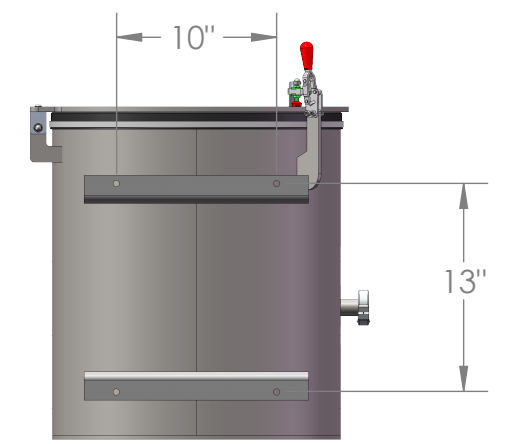
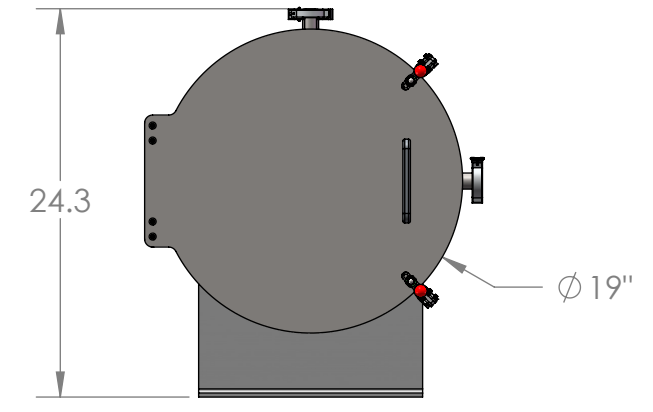
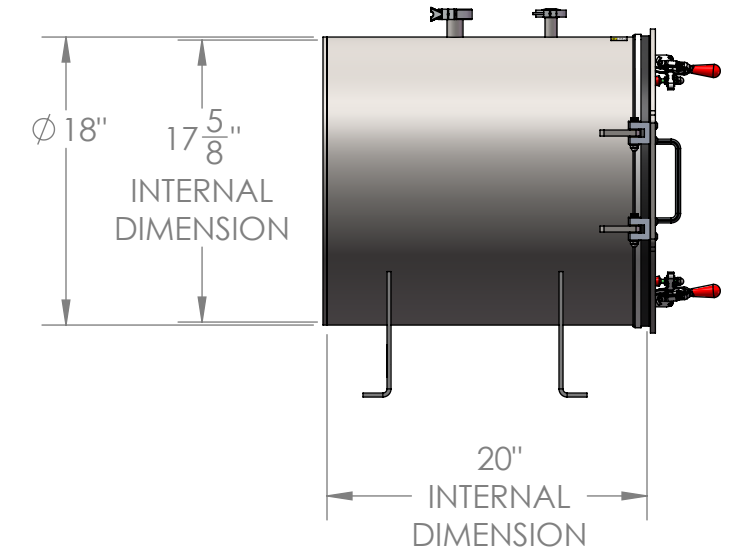
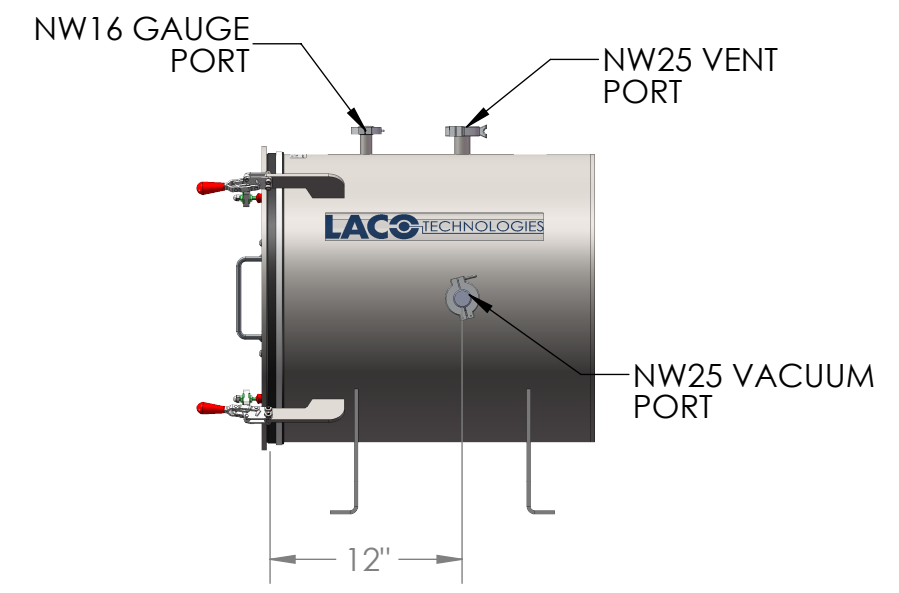
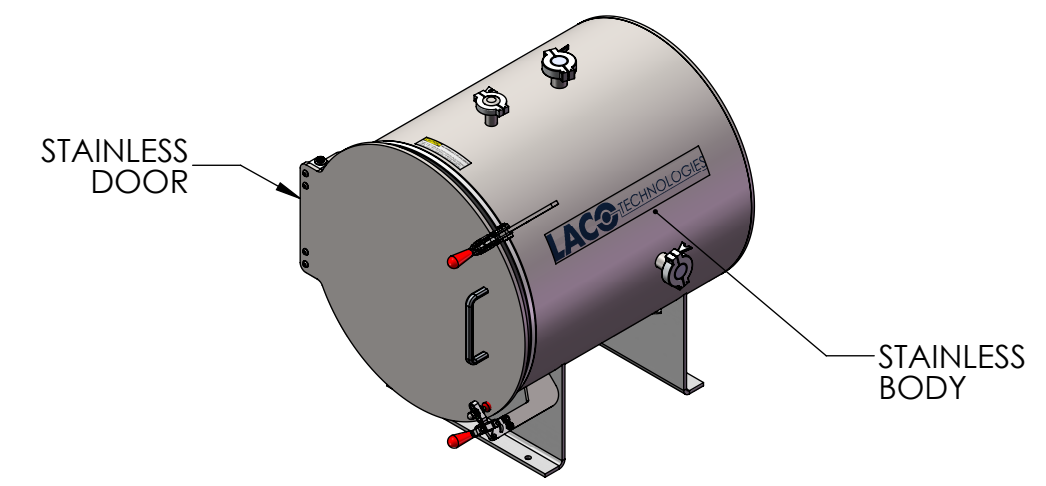
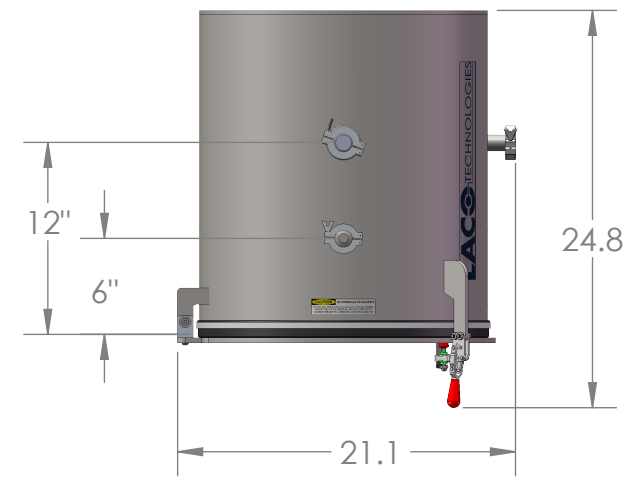


REV.	LCO No.	DESCRIPTION	DATE	APPROVED
A	1252	INITIAL RELEASE	6/19/2018	ABS



NOTES:
1. ESTIMATED SYSTEM WEIGHT: 126 lbs



UNLESS OTHERWISE SPECIFIED: DIMENSIONS ARE IN INCHES. TOLERANCES: FRACTIONAL: ±1/16" ANGULAR: MACH ±1° / BEND ±2° ONE PLACE DECIMAL: ±.05 TWO PLACE DECIMAL: ±.01 THREE PLACE DECIMAL: ±.005 GEO TOLERANCING: ASME Y14.5M - 2009			CHAMBER, EXPRESS, 18" X 20" HORIZONTAL, HIGH VACCUM 304SS, STANDARD PORTS		
DRAWN BY ABS		NAME ABS	DATE 6/19/2018		
SEE ABAS FOR APPROVER					REV A
DWG. NO. 112560-C			SCALE: 1:12 SIZE: B SHEET 1 OF 1		

PROPRIETARY AND CONFIDENTIAL
THE INFORMATION CONTAINED IN THIS
DRAWING IS THE SOLE PROPERTY OF LACO
TECHNOLOGIES, INC. ANY
REPRODUCTION IN PART OR AS A WHOLE
WITHOUT THE WRITTEN PERMISSION OF
LACO TECHNOLOGIES, INC., IS PROHIBITED.