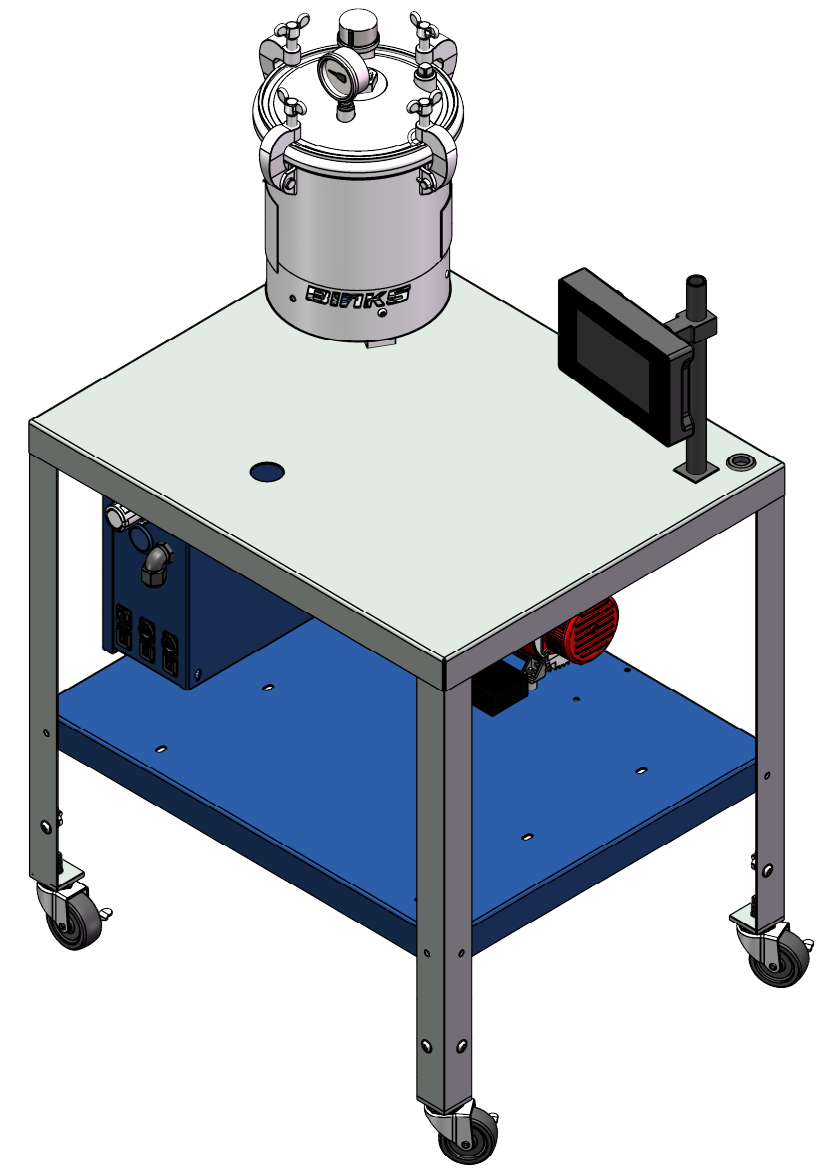
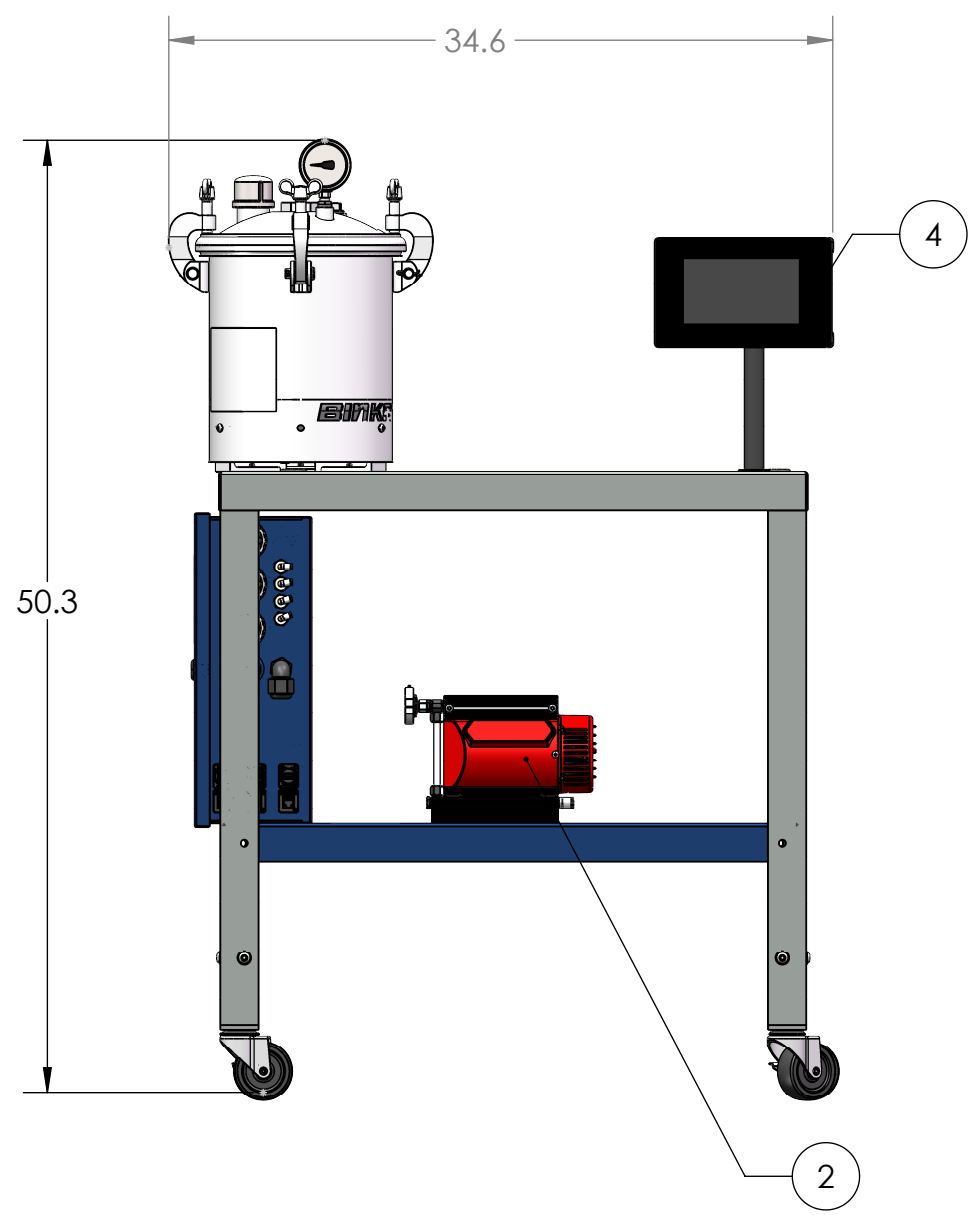
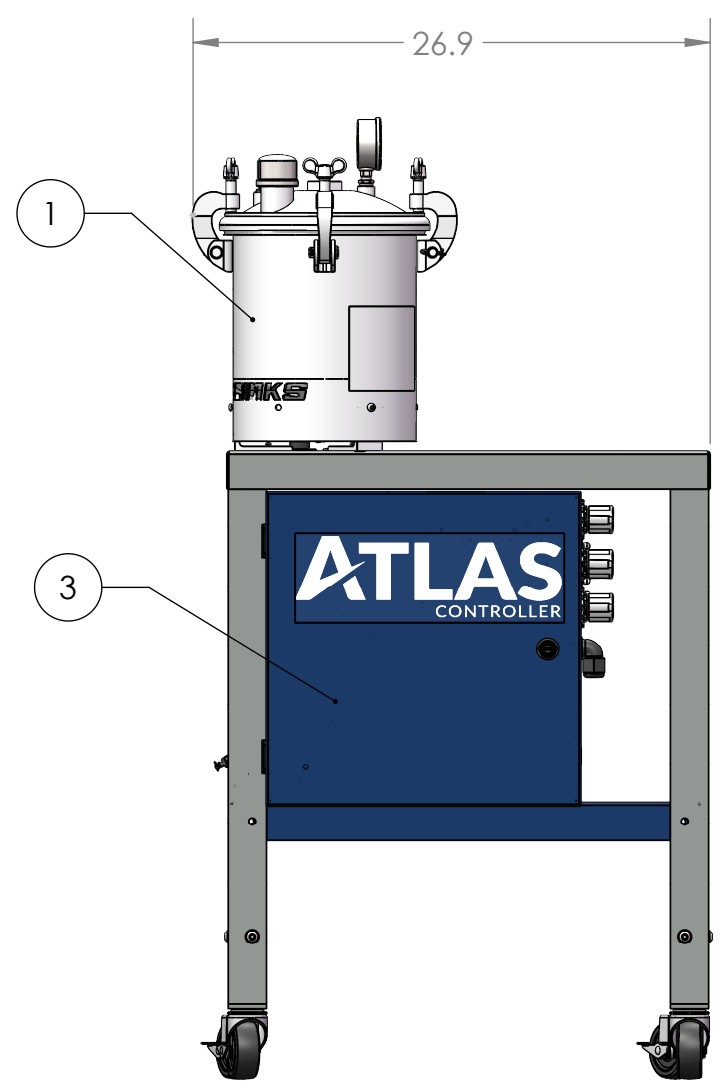


CUSTOMER APPROVAL DRAWING
(Not for Manufacturing Use)

ID	FEATURE
1	BOMBING CHAMBER
2	EVAC PUMP (WET OR DRY)
3	ATLAS
4	TITAN VERSA REMOTE SCREEN

REV.	LCO No.	DESCRIPTION	DATE	APPROVED
A	---	INITIAL RELEASE	11/28/2023	MST



- NOTES:
 1. SYSTEM WEIGHT - KG(LB)
 35 (77)
 2. SEE OPERATIONS MANUAL FOR MORE DETAIL.



UNLESS OTHERWISE SPECIFIED:
 DIMENSIONS ARE IN INCHES.
 TOLERANCES:
 FRACTIONAL: ±1/16"
 ANGULAR: MACH ±1° / BEND ±2°
 ONE PLACE DECIMAL: ±.05
 TWO PLACE DECIMAL: ±.01
 THREE PLACE DECIMAL: ±.005
 GEO TOLERANCING: ASME Y14.5M - 2009

PROPRIETARY AND CONFIDENTIAL
 THE INFORMATION CONTAINED IN THIS DRAWING IS THE SOLE PROPERTY OF LACO TECHNOLOGIES, INC. ANY REPRODUCTION IN PART OR AS A WHOLE WITHOUT THE WRITTEN PERMISSION OF LACO TECHNOLOGIES, INC., IS PROHIBITED.

HELIUM BOMBING SYSTEM, 10X10, ATLAS, EVAC PUMP, CART, CUSTOMER DRAWING		
DRAWN BY	NAME	DATE
SEE ABAS FOR APPROVER	MST	
DWG. NO.	REV	
126880-6.1C	A	
SCALE: 1:10	SIZE: B	SHEET 1 OF 1